

Pipeline Safety: A Shared Responsibility

Dominion Energy Questar Pipeline, LLC



Residents



Excavators
& Farmers



Public Officials



Emergency
Responders

Important natural gas safety information for your area

There's a pipeline nearby

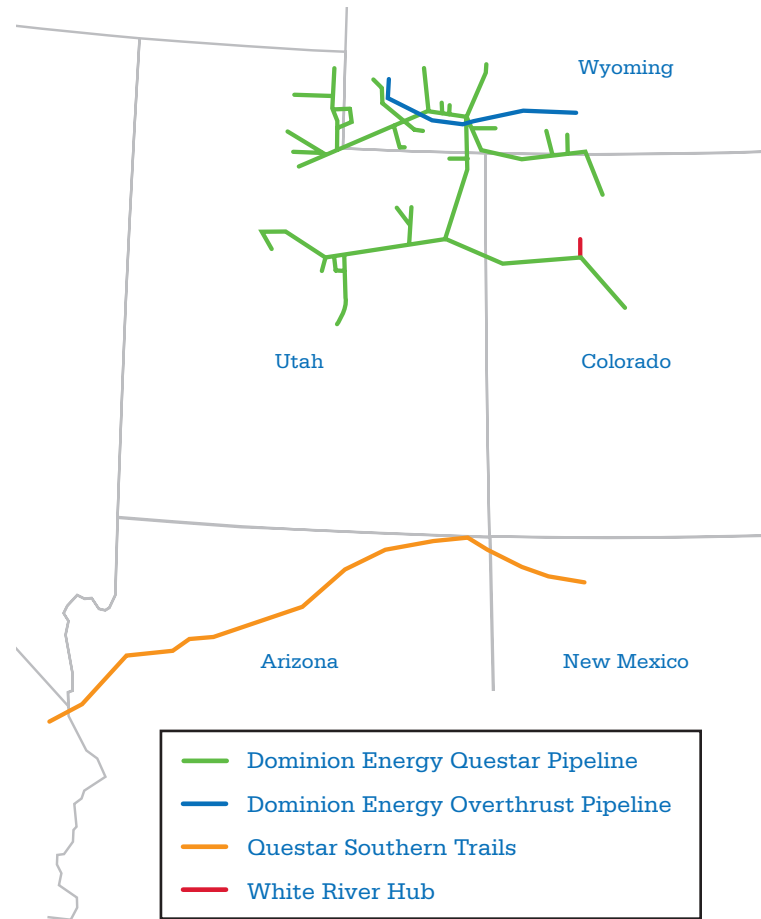
You have received this information because you either live or work near our pipeline, or the decisions you make regarding land use and property development in your jurisdiction may impact pipelines owned and operated by Dominion Energy and its affiliates. Dominion Energy provides natural gas transportation and underground storage services in Utah, Wyoming, Colorado, Arizona, California and New Mexico. The company and its subsidiaries operate more than 2,600 miles of interstate pipeline in the western United States.

This pipeline safety booklet begins with information about pipeline markers, how to recognize a pipeline leak, pipeline damage prevention, what to do in case of an emergency and other related pipeline information. The brochure tabs contain additional information that pertains to excavators, public officials and emergency responders.

America's pipelines: Purpose & reliability

Dominion Energy's facilities are part of a vast national network of underground pipelines. This system is our country's lifeline for a variety of daily activities. Pipelines reliably deliver products essential to our nation's economy and standard of living, such as natural gas, jet fuel, water and crude oil.

Some pipelines transport potentially hazardous and flammable substances under high pressure. According to statistics from the National Transportation Safety Board and the U.S. Department of Transportation (DOT), pipelines provide the safest means of transporting natural gas.



Dominion Energy transports natural gas

PRODUCT	LEAK TYPE	VAPORS	HEALTH HAZARDS
Natural Gas	Gas	Nontoxic, colorless, odorless (odorized in some areas), and lighter than air; will generally rise and dissipate. May gather in a confined space and travel to a source of ignition. May migrate laterally under frozen ground.	Can be easily ignited by heat, sparks or flames, and will form explosive mixtures with air. Vapors may cause dizziness or asphyxiation without warning. Natural gas is a nontoxic, colorless fuel about one-third lighter than air and has no smell in its natural state. Contact with gas or natural gas liquids may cause burns, severe injury and/or frostbite.

Pipeline-related facilities

Dominion Energy operates compressor stations, natural gas-receipt and -delivery stations, storage fields and natural gas-processing plants in conjunction with its high-pressure transmission gas-pipeline systems. These facilities contain safety equipment to prevent pipeline releases or to vent natural gas to a safe location.

Infrequent venting or flaring of natural gas can be expected. If you see or hear explosions, fires or prolonged venting, call 911 from a safe location.



How to find transmission pipelines near you

To view and print maps of and contact information for natural gas pipelines in your area, visit the National Pipeline Mapping System (NPMS) website at www.npms.phmsa.dot.gov. Operators of production facilities, gas/liquid gathering systems and distribution pipelines are not represented by NPMS.

NOTE: NPMS maps show the approximate location of pipelines in your area and must never be used as a substitute for calling 811 or your state One-Call center before digging.

Pipeline markers show the rights-of-way


High pressure natural gas pipelines are buried in roadways and along rights-of-way acquired by Dominion Energy. Pipeline markers indicate the approximate location of the pipeline and include:

- Products transported in the pipeline;
- Name of the pipeline operator; and
- 24-hour emergency number.

However,

- Pipeline markers DO NOT indicate the exact location or depth of the pipeline;
- Pipeline markers DO NOT indicate the number of pipelines in the area; and
- Pipelines may not follow a straight line between adjacent markers.

Pipeline markers bearing the company name and emergency phone number mark the approximate location. These markers will generally be near roads, fences and other utility line crossings, but will not be present in roadways or in parking areas.



Damage prevention – Call 811 before you dig

The law requires everyone to call 811 or their local One-Call center at least two business days before digging. Landscaping projects like planting a tree or installing a fence can cause damage to a pipeline, its protective coating and/or buried utility lines. Calling 811 helps keep you and others safe. It also helps ensure the integrity of buried utilities. You will be automatically transferred to the local excavation notification One-Call center. Your completed call notifies each participating utility to send a representative to mark its line locations for FREE. After calling, wait the required two full business days to be sure all lines are marked and you understand where you can dig. In most states, adherence to the One-Call procedure is required by law and penalties may apply for failure to call prior to digging. Dominion Energy participates in the following One-Call centers:

State	One-Call Center	Website
Arizona	Arizona 811	www.arizona811.com
California	DigAlert	www.digalert.org
Colorado	Colorado 811	www.colorado811.org
New Mexico	NM811	www.nm811.org
Utah	Blue Stakes of Utah	www.bluestakes.org
Wyoming	One-Call of Wyoming	www.onecallofwyoming.com



**Know what's below.
Call before you dig.**

If you see suspicious activity or unauthorized construction near a Dominion Energy facility, call 911 or Dominion Energy from a safe place.

How to recognize a pipeline leak

Natural gas is not odorized in the majority of the systems owned and operated by Dominion Energy. However, the natural gas delivered by utility companies to homes and businesses contains a rotten egg-like odorant to alert occupants of a potential leak.

Natural gas pipeline leaks or failures are rare, but an informed public can help prevent emergencies and minimize potential damage or injury in the unlikely event of an accident by knowing how to recognize and report pipeline problems.

A natural gas pipeline leak or failure may be indicated by one or more of the following:



Sight

Dirt being blown from the ground; water bubbling from a pond, creek, river or other wet/flooded area; dead or brown vegetation in an otherwise moist or green field; flames apparently emanating from the ground; or fire at or near an exposed pipeline.



Sound

Depending on the size of the leak and pipeline system, a leak can range in volume from a quiet hissing to a loud roar.



Smell

Natural gas is odorless. Before it is delivered to a utility company's distribution lines, a rotten egg-like odorant is added to help detect leaks. Natural gas is not odorized in the majority of the systems owned and operated by Dominion Energy.

What to do if you damage or suspect damage to a pipeline

Dominion Energy stands ready to respond in the event of a pipeline leak. We meet regularly with emergency-response agencies in your area. If you cause or witness even minor damage to a pipeline, or if you suspect damage to a pipeline has occurred, follow these steps:

- Stop work immediately;
- Turn off all machinery and vehicles and eliminate other sources of ignition;
- Evacuate the endangered area, attempting to stay upwind;
- Do not inhale or come into contact with any escaping gas;
- Do not create any sparks with matches, lighters, switches, battery-powered devices, etc.;
- Do not attempt to extinguish any fire;
- Do not attempt to make any repairs or operate any pipeline valves;
- Do not attempt to cover or bury an exposed pipeline;
- From a safe place, call 911 or your local emergency-response number; and
- Call Dominion Energy immediately.



24-hour emergency numbers

Dominion Energy Questar Pipeline: (800) 300-2025

Dominion Energy Overthrust Pipeline: (800) 300-2025

Questar Southern Trails: (800) 261-0668

White River Hub: (800) 558-1913



Follow safe excavation requirements

A leading cause of pipeline incidents is damage caused by failing to follow safe digging practices during excavation activity. These activities include:

Agricultural excavation

- Drain-tile installation/repair
- Deep plowing/tilling
- Digging a pond or well
- Post-hole digging
- Installing a septic system

Commercial excavation

- Post-hole digging
- Trenching
- Sewer and water-line construction
- Landscaping
- Residential and commercial construction



While Dominion Energy is committed to safe operations, including implementing security measures to monitor pipelines and performing regular safety patrols and inspections, you can help prevent pipeline damage by:

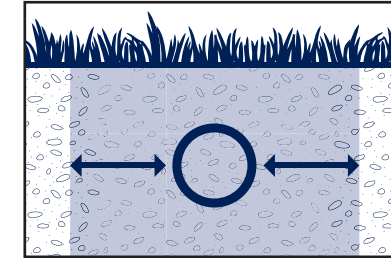
- Becoming aware of pipeline markers in your area and familiar with the pipelines;
- Recording and keeping the names of pipeline operators and contact information in a permanent location in or near your telephone(s);
- Being aware of any unusual or suspicious activity or excavations taking place near the pipeline rights-of-way and reporting such activity by calling 911 or your local emergency response number and Dominion Energy;
- Calling 811 before you dig;
- Calling Dominion Energy if you nick a line; and
- Calling 911 if you cause a leak.



State laws prohibit excavation by mechanized equipment within a certain distance on either side of a marked pipeline. This area, or Tolerance Zone, varies by state (see table below):

State	Tolerance Zone (all sides)
CO, NM	18 inches
AZ, CA, UT, WY	24 inches

Example of a Tolerance Zone



Right-of-way encroachment prevention

- Pipeline rights-of-way are parcels of land of various widths in which pipelines are installed.
- Dominion Energy acquires rights-of-way to provide natural gas service to its customers and allow its pipelines and storage facilities to be permanently located on public and private land.
- Rights-of-way and easements are perpetual interests in real estate.
- Dominion Energy recommends at least a 300-foot setback limit from its storage wells.

Encroachments on Dominion Energy's rights-of-way can inhibit our ability to inspect, maintain and replace our facilities or respond adequately to an emergency and may increase risks to public safety. When not authorized by the pipeline right-of-way holder, they may have to be removed at owner expense. In general, the area on either side of a pipeline contained within the right-of-way should be maintained clear of trees, shrubs, buildings, fences, structures, or any other encroachments that may interfere with our ability to access our pipeline.

For questions about pipeline rights-of-way, or to request the free brochure "A Guide to Using Natural Gas Pipeline Rights-of-Way," contact Dominion Energy's right-of-way department toll-free at (800) 366-8532.



Planning, zoning and property development

It is crucial to coordinate with pipeline companies to take the location of pipelines and storage fields into consideration in land-use plans, zoning, and property-development activities. Developments can make use of easements as open spaces and greenway connectors. It is important to consider pipeline depth or storage well location during development planning to identify the costs of lowering or relocating a pipeline or storage well (REGs: API RP 1171 § 11.10.2). Changes to the topography on either side of a pipeline may impose unacceptable stresses on the pipeline. Pipeline companies would like to coordinate in the development of site plans where large numbers of people congregate, including schools, churches, etc.



Land-use planning and transmission pipelines

The Pipelines and Informed Planning Alliance (PIPA) is a broad stakeholder initiative led and supported by the U.S. Department of Transportation's Pipeline and Hazardous Materials Safety Administration. The goal of PIPA is to reduce risks and improve the safety of affected communities and transmission pipelines through implementation of recommended practices related to risk-informed land use and development near transmission pipelines. The PIPA recommended practices describe actions that can be taken by stakeholders when there are proposed changes in land use or new development adjacent to existing transmission pipelines.



PIPA has developed recommended practices to help in making decisions about what, where and how to build safely near transmission pipelines. The decisions you make can impact the safety of the community surrounding the pipeline.

- Have you consulted with the pipeline company?
- Have you considered access for pipeline maintenance and emergency response?
- Is enhanced fire protection needed?
- How will excavation damage to the pipeline be prevented?



For more information, please go to PIPA-info.com or contact [Dominion Energy](mailto:DEQPSafety@DominionEnergy.com):

Phone: (307) 382-8882

Email: DEQPSafety@DominionEnergy.com



Responding to a pipeline emergency

First response call intake checklist

The following protocol is intended to be a solid framework for call intake, but should not in any manner rescind or override agency procedures for the timing of broadcasts and messaging. These procedures are established as recommended practices by the National Emergency Number Association (NENA) and are to be considered with existing agency policy and procedure to ensure the most swift and accurate handling of every incident involving the release of dangerous gases.

All information should be simultaneously entered as it is obtained by the telecommunicator into an electronic format (when available) that will feed/populate any directed message sent to emergency responders in conjunction with on-air broadcasts.

The following guidelines are designed to ensure the safety of those in the area if a natural gas pipeline leak is suspected or detected:

Location

Request exact location of the incident (structure addresses, street names, intersections, directional identifiers, mile posts, etc.), and obtain callback and contact information.

Secure the area around the leak to a safe distance

Because vapors from products transported in pipelines can migrate a great distance, it is important to avoid creating ignition sources from within the area. If safe, evacuating people from homes, businesses, schools and other places of congregation, as well as controlling access to the site, may be required in some incident scenarios. Sheltering in place may be the safest action if the circumstances make going outdoors dangerous. Refer to the Pipeline and Hazardous Material Safety Administration's (PHMSA) Emergency Response Guidebook (ERG).

Access information about the ERG at: <http://phmsa.dot.gov/hazmat/library/erg>.



If the pipeline leak is not burning:

- DO NOT create any potential source of ignition such as an electrical switch, vehicle ignition, lighting a match, etc.
- DO NOT start motor vehicles or electrical equipment.
- DO NOT ring doorbells. Knock with your hand to prevent potential sparks.
- DO NOT drive into a leak or vapor cloud at any time.

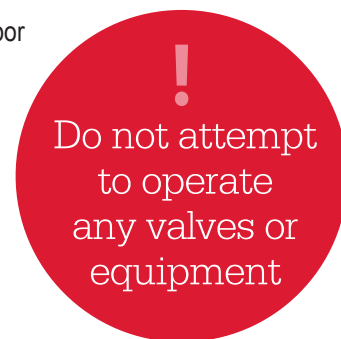
If the pipeline leak is burning, attempt to control the spread of the fire, but:

- DO NOT attempt to extinguish a natural gas fire. When extinguished, gas and vapor could collect and explode if reignited by secondary fire or ignition source.
- DO NOT attempt to operate any pipeline valves yourself. You may inadvertently route more product to the leak or cause a secondary incident.
- DO NOT come into direct contact with any escaping liquid or gas.

Establish a command center

Work with pipeline representative as you develop a plan to address the emergency. The pipeline representative will need to know:

- Your contact information and the location of the emergency;
- Size, characteristics and behavior of the incident, and if there are any primary or secondary fires;
- Any injuries or deaths;
- The proximity of the incident to any structures, buildings, etc.; and
- Any environmental concerns such as bodies of water, grasslands, endangered wildlife and fish, etc.



Emergency-response plans

Dominion Energy has a written plan for responding to emergencies involving its pipeline facilities. Because pipelines are often located in public space, regulations further require that pipeline companies include procedures for planning with emergency and other public officials to ensure a coordinated response. Please email Dominion Energy at DEQPSafety@DominionEnergy.com for any general planning inquiries regarding its emergency-response plan.

Dominion Energy has written procedures to minimize the hazard resulting from a pipeline emergency, which provide for the following:

- Receiving, identifying and classifying notice of events which require immediate response from Dominion Energy, including notifying emergency-response personnel by calling 911 in the event of a pipeline emergency;
- Establishing and maintaining adequate means of communication with appropriate fire, police and other public officials; and
- Prompt and effective response to a notice of each type of emergency, including the following:
 - » Gas detected inside or near a building;
 - » Fire located near or directly involving a pipeline facility;
 - » Rupture or explosion occurring near or directly involving a pipeline facility; and
 - » Natural disasters affecting our facilities.



Dominion Energy personnel will work to control emergency situations until emergency-response personnel assume control, and will work under the direction of emergency-response personnel to:

- Minimize hazards to life or property;
- Make available personnel, equipment, tools and materials, as needed to isolate the flow of gas;
- Assist emergency-response personnel with identifying the location of pipelines and proximity to populated areas; and
- Safely restore any pipeline service outage.

Dominion Energy has established and maintains liaisons with the appropriate fire, police and other public officials to:

- Learn the responsibility and resources of each government organization that may respond to a pipeline emergency;
- Acquaint the officials with Dominion Energy's ability to respond to a pipeline emergency;
- Identify the types of pipeline emergencies for which Dominion Energy is to notify the officials; and
- Plan how Dominion Energy and local officials can engage in mutual assistance to minimize hazards to life or property.



Dominion Energy's actions in the event of a pipeline leak or failure

To prepare for the event of a leak or failure, Dominion Energy regularly communicates with local emergency personnel such as fire and police departments. Upon the notification of an incident or leak, Dominion Energy will immediately dispatch trained personnel to assist public-safety officials in their response to the emergency. While emphasizing public safety and environmental protection, Dominion Energy will also take steps to minimize the amount of product that escapes and isolate the pipeline. In the event of a pipeline leak or failure and depending on the circumstances, Dominion Energy may:

- Stop or reduce the flow of product;
- Dispatch pipeline-emergency response personnel and equipment to the emergency site;
- Inform you of any special precautionary recommendations;
- Act as a liaison between emergency-response agencies and pipeline company personnel; and
- Help bring the emergency to conclusion as quickly and safely as possible.



911 Dispatch

911 Dispatch personnel play a critical role in effective response to pipeline incidents. Knowing the companies, their contact information and the products transported in your respective jurisdiction is important to prompt and correct responses in the case of a pipeline incident. Dispatchers' actions can save lives, direct the appropriate emergency responders to the scene and protect our nation's infrastructure from additional issues that can be caused by improper response. Follow these simple guidelines in the case of a pipeline incident:

- Gather the proper information (if possible): company, product and release characteristics;
- Know the appropriate response to each product;
- Know the wind direction at the time;
- Warn of ignition sources (if possible);
- Dispatch appropriate emergency responders; and
- Contact the pipeline company.



Help us keep your community safe

We rely on public and safety officials to help us identify new sites or facilities adjacent to our pipelines. We use this information so we can more effectively handle emergencies and keep the public safe. To provide information, please call (307) 382-8882 after considering the following criteria:

- a. A small, well-defined outside area that is occupied by 20 or more persons on at least 50 days in any 12-month period (the days need not be consecutive). Examples of such an area are playgrounds, parks, swimming pools, sports fields and campgrounds.
- b. A building that is occupied by 20 or more persons on at least five days a week for 10 weeks in any 12-month period (the days and weeks need not be consecutive). Examples included in the definition are religious facilities, office buildings, community centers, general stores, 4-H facilities and skate parks.
- c. A facility that is occupied by persons who are confined, are of impaired mobility, or would be difficult to evacuate. Examples of such a facility are hospitals, schools, elder care and assisted living/nursing facilities, child daycares and prisons.

Asset Integrity Management Program

Some locations along transmission pipelines have been designated High Consequence Areas (HCAs) and Dominion Energy has developed a supplemental hazard assessment and prevention program called an Integrity Management Program (IMP) to define:

- Methods used to determine the locations of HCAs;
- Methods for assessing the integrity of the pipelines; and
- Steps to comply with program requirements.

Consistent with Dominion Energy's long-standing commitment to environmental protection and safety, each integrity assessment or other integrity management activity will be conducted in a manner that minimizes environmental and safety risks. Efforts will also be taken to minimize public inconvenience.



Hay una tubería cercana

Usted ha recibido esta información debido a que su casa ó negocio se encuentran cercanos a los gasoductos que son propiedad y que son operados por Dominion Energy y sus afiliadas. Dominion Energy provee servicios de transportacion y almacenamiento de gas natural subterráneo en los estados de Utah, Wyoming, Colorado, Arizona, California y New Mexico. La compañía y sus afiliadas operan mas de 2,600 millas de gasoductos en el oeste de los Estados Unidos.

Ductos Americanos: Propósito y confiabilidad

Las instalaciones de Dominion Energy son parte de una vasta red nacional de ductos subterráneos. Este sistema es vital para nuestro país en una gran variedad de actividades diarias.

Debido a la confiabilidad de estos ductos se distribuyen productos que son esenciales para la economía de nuestra nación y nuestro nivel de vida, como son el gas natural, turbosina, agua y petróleo.

Productos transportados por Dominion Energy

Productos	Tipo de Fuga	Características	riesgos para la salud
Gas Natural	Gas	No tóxico, incoloro, inodoro (aroma en algunas áreas), más liviano que el aire; generalmente se elevará y se disipará. Se puede acumular en espacios confinados y viajar hasta una fuente de encendido.	Inflamable, Puede causar mareos ó asfixia. El gas natural es un combustible no toxico, incoloro y mas ligero que el aire, ademas de ser inodoro en su estado natural.

Instalaciones relacionadas con los gasoductos

Dominion Energy opera estaciones de compression, recibo y entrega, lugares de almacenamiento y proceso de gas natural en conjunción con sus sistemas de gasoductos de transmision. Estas instalaciones poseen equipo de seguridad para prevenir las fugas de tuberías ó para ventilar el gas natural a un lugar seguro.

El escape o el quemado de gas natural es rutinario y debe ser esperado. Sí usted ve ó escucha explosiones, incendios, ó liberación prolongada de gas natural, llame al 911 desde un lugar seguro.



Cómo localizar los gasoductos de transportación cerca de usted

Para ver e imprimir una lista ó mapa, y para información relacionada a los gasoductos y/ó ductos de líquidos altamente volátiles localizados en su área, visite la página de internet del Sistema Cartográfico Nacional de Ductos (National Pipeline Mapping System) (NPMS) www.npms.phmsa.dot.gov. Operadores de instalaciones de producción, sistemas de recolección de gas/líquidos, y distribución de tuberías no están representados por el NPMS.

NOTA: Los mapas del NPMS muestran la ubicación aproximada de los gasoductos en su área, y nunca deberán ser usados como sustitutos de la llamada al 811 ó al One-Call Center antes de excavar.

Los señalamientos indican el derecho de paso


Los gasoductos de alta presión están enterrados abajo de los caminos y junto a los Derechos de Paso adquiridos por Dominion Energy. Los señalamientos de los gasoductos, como el de la fotografía; señalan la ubicación aproximada del gasoducto. Los señalamientos incluyen la siguiente información:

- Los productos transportados en la tubería;
- El nombre del operador del gasoducto; y
- El número de emergencia operando las 24 horas.

Pero,

- Los señalamientos NO indican la ubicación exacta ó la profundidad de los gasoductos;
- Ni el número de gasoductos en el área; y
- Los gasoductos podrían no estar instalados en línea recta adjacente a los señalamientos.

Los señalamientos indican la ubicación aproximada de los gasoductos (ver la foto de la derecha y abajo) además muestran el nombre de la compañía y el teléfono de emergencia. Estos señalamientos generalmente se encuentran cerca de los caminos, cercas y de otros servicios cruzando el área, pero no se encuentran normalmente en las calles.



Que hacer en el caso de daño ó sospechar algún daño a un gasoducto

Dominion Energy se encuentra preparada para responder inmediatamente en el caso de una fuga de gas. Estamos en contacto regularmente con las agencias de emergencia de su área. Si daña ó es testigo de algun daño menor a un gasoducto, ó si sospecha que se ha hecho algún daño a un gasoducto, siga los siguientes pasos:

- Deje de trabajar inmediatamente;
- Apague toda la maquinaria, vehiculos y elimine otras fuentes de ignición;
- Evacúe el area hacia un area ventilada;
- NO inhale ó tenga contacto con el gas proveniente de la fuga;
- NO encienda cerillos/fósforos, encendedores, aparatos electricos ó que usen baterías, etc.;
- En caso de incendio NO intente apagarlo;
- NO intente reparar u operar las valvulas del gasoducto;
- O intente cubrir ó enterrar un gasoducto roto;
- Llame al 911 DESDE un LUGAR SEGURO, ó a su numero de emergencia local; y
- Llame a Dominion Energy inmediatamente.

Prevencion de daños – Llame al 811 antes de excavar

Llame al 811 ó a su numero telefónico One-Call al menos dos días habiles antes de comenzar una excavación. Las excavaciones menores como de jardinería, ó como la instalación de cercas pueden causar daños a los gasoductos subterranos, sus protectores de seguridad y/a otros servicios publicos.

Será transferido automaticamente al centro local de notificaciones para excavaciones llamado: One-Call Center. Aquí se le proveerá inforamción gratuita a cerca de la localización de los gasoductos subterranos ó de las compañías que los operan. Las llamadas al telefono de One-Call (811) son obligatorias por ley en la mayoría de los estados; y algunas multas podrian ser aplicadas por no notificar las excavaciones a los propietarios de los gasoductos.



Determina lo que está **bajo tierra.**
Llama antes de excavar.

Cómo detectar una fuga en un gasoducto

Mientras que el gas natural distribuido a los hogares y los negocios contiene un odorizante como el Mercaptan para detectar una fuga de gas. El gas natural no tiene ningun odorizante en la mayoría de los sistemas propiedad y operados de Dominion Energy.

Las fugas de gas en los gasoductos son muy raras, pero el publico bien informado puede ayudar a prevenir emergencias y minimizar posibles daños ó lesiones en caso de accidentes sabiendo cómo reconocer y reportar problemas en los gasoductos.

Una fuga ó una falla en un gasoducto se reconoce a travez de una ó más de las siguientes características:



A la vista

Mucho polvo brotando de la tierra, muchas burbujas en el agua de un estanque, riachuelo, rio ó alguna area cubierta por agua, vegetación de color café ó muerta que debería estar verde, flamas aparentemente brotando de la tierra, ó fuego en ó cerca de un gasoducto al aire libre.



Sonido

Dependiendo de el tamaño de la fuga y de el sistema del gasoducto, una fuga puede emitir un sonido muy bajo ó estruendoso.



Olor

El gas natural transportado a travez de los ductos de transmission posee un olor a petroleo/hidrocarburo rancio. Un odorante es agregado a el gas natural antes de ser distribuido a los hogares para poder detectar fugas. El gas natural huele como a azufre o “huevos podridos”. Si el gas proviene de una fuga subterranan, el olor se filtra atravez de la tierra. El gas natural no esté aromatizado en la mayoría de los sistemas pertenecen y son operados por Dominion Energy.



Siga los requisitos de excavación

Una de las principales causas de incidentes relacionados con los gasoductos es el daño causado a estos por no seguir las recomendaciones de seguridad durante la excavación. Entre estas actividades se incluyen:

Excavación agrícola

- Instalación/repación de drenaje pluvial. (tubos de drenaje)
- Arado profundo/labranza
- Excavación de pozos
- Excavación de pozos para postes
- Instalación de sistemas septicos

Excavación comercial

- Excavación de pozos para postes
- Construcción de zanjas
- Construcción de líneas de alcantarillado ó de agua
- Jardinería
- Construcción residencial y comercial



Al mismo tiempo que Dominion Energy se compromete a operar bajo estrictas medidas de seguridad, incluyendo el monitoreo, patrullaje e inspecciones periódicas de los gasoductos, usted puede ayudarnos a prevenir daños a los gasoductos haciendo lo siguiente:

- Familiarizándose con los señalamientos que indican la localización de los gasoductos en su area;
- Manteniendo una lista de las compañías operadoras de los gasoductos en su area y los telefonos para contactarlas en un lugar permanente ó cercano a su telefono;
- Poniendo atención a cualquier actividad inusual ó sospechosa, ó a alguna excavación llevandose a cabo cerca del derecho de paso de los gasoductos, y reportando dicha actividad llamando al 911 ó su numero local de emergencia y a Dominion Energy;
- Llama 811 antes de excavar;
- Llama a Dominion Energy si golpea una tubería de gas; y
- Llama al 911 si produce una fuga de gas.



Prevención de Invasión del derecho de paso

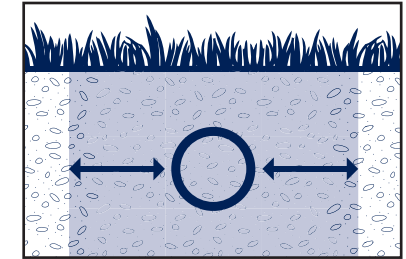
- Los derechos de paso de los gasoductos son pedazos de terreno de diferentes medidas en los cuales los gasoductos son instalados.
- Dominion Energy adquiere los derechos de paso para proveer gas natural a sus clientes. Y sus gasoductos estan localizados tanto en propiedades públicas como privadas.
- Los derechos de paso y servidumbres son intereses perpetuos en el sector inmobiliario.

Las invasiones a los derechos de paso que pertenecen a Dominion Energy pueden limitar nuestra habilidad para inspeccionar, mantener, y reemplazar nuestras instalaciones, ó poder responder adecuadamente en caso de emergencia; y podría incrementar los riesgos a la seguridad pública. En general, el área localizada en cualquiera de los lados de el derecho de paso de los gasoductos deberá mantenerse libre de árboles, arbustos, construcciones, cercas, estructuras, y cualquier otra cosa que nos impida tener acceso a nuestros gasoductos. Invasiones no autorizadas por las compañías propietanás de los gasoductos deberán ser removidas al costo de las personas que las han causado.

Contacte Dominion Energy si tiene preguntas relacionadas con los derechos de paso, o para solicitar nuestro folleto gratuito llamado: "Una Guia del Uso de los Derechos de Paso de los Gasoductos" al telefono gratuito: 1-800-366-8532.

La leyes estatales prohíben la excavación con equipo mecanizado dentro de cierta distancia en cada uno de los lados de los señalamientos de los gasoductos marcados despues de llamar al 811. Esta area, llamada Area de Tolerancia; varía en cada estado (ver la tabla de abajo):

Ejemplo de una Zona de Tolerancia



Estado	Zona de Tolerancia (todos los lados)
CO, NM	18 pulgadas
AZ, CA, UT, WY	24 pulgadas

Que hacer en caso de observar actividad sospechosa cerca de las instalaciones de Dominion Energy

Números de emergencia 24 horas

Dominion Energy Questar Pipeline: (800) 300-2025

Dominion Energy Overthrust Pipeline: (800) 300-2025

Questar Southern Trails: (800) 261-0668

White River Hub: (800) 558-1913



Complete the survey for a chance to win \$200



If received by mail, please complete and return the enclosed survey

Contact us

Phone: (307) 382-8882

Email: DEQPSafety@DominionEnergy.com

Mail: Public Awareness — QC 457
333 South State Street
P.O. Box 45360
Salt Lake City, UT 84145-0360

Online: DominionEnergy.com

24-hour emergency numbers

Dominion Energy Questar Pipeline: (800) 300-2025

Dominion Energy Overthrust Pipeline: (800) 300-2025

Questar Southern Trails: (800) 261-0668

White River Hub: (800) 558-1913

Pipeline industry links:

Pipeline Hazardous Materials Safety Administration (PHMSA): www.phmsa.dot.gov

Interstate Natural Gas Association of America (INGAA): www.ingaa.org

American Petroleum Institute (API): www.api.org

Common Ground Alliance (CGA): www.commongroundalliance.com

Telecommunications Relay Service:

The Federal Communications Commission has adopted use of the 711 dialing code for access to Telecommunications Relay Services (TRS). TRS permits persons with a hearing or speech disability to use the telephone system via a text telephone (TTY) or other device to call persons with or without such disabilities.

To obtain additional copies of this brochure,
please contact us or visit DominionEnergy.com.



Know what's below.
Call before you dig.



From a
safe place
call
for any natural gas
emergency.